

2015

SPORT EDITION

ESCALADE



Up to 575 SUPERCHARGED HP

We've been providing high performance vehicles for GM, its dealers and for GM performance enthusiasts for over 25 years. From 1996-2002, we built over 55,000 Camaro SS, WS6 and Firehawk Specialty Vehicles as GM's Tier One supplier. That means only one thing, GM considers us as an approved vehicle upfitter.

With many years of supercharger installation experience, we recognized the need for an OEM-quality supercharger, offering reduced installation time and improved performance. The SVE centrifugal supercharger for the 2015 Escalade, incorporates all of those necessary improvements through extensive design work and testing, resulting in OEM-quality installation, serviceability, and great performance.

The SVE Centrifugal Supercharger Package for GM's new SUV applications will impress you from the moment you start the engine to the first time you have to pass a slow moving vehicle on the highway.



SPORT EDITION SUPERCHARGED LOGO EMBROIDERED ON BOTH FRONT SEAT HEAD RESTS



SVE SPECIALTY VEHICLE DASH PLAQUE AND KEY FOB BOTTOM



SVE SPECIALTY VEHICLE PORTFOLIO AND EMBROIDERED PREMIUM FRONT FLOOR MATS



2015 SPORT EDITION 575 Horsepower Escalade shown with 2" Front/3" Rear Suspension Lowering Package (optional); Hood Cowl Badges (standard); SPORT EDITION Door Badges (standard); Body Color Painted Front Grille Accents (optional); Axle-Back Exhaust System with Dual/Dual Side-exit High-polished Tips (standard); SVE 22" 12-Spoke Chrome-finish Wheels with SE Center Caps (optional)

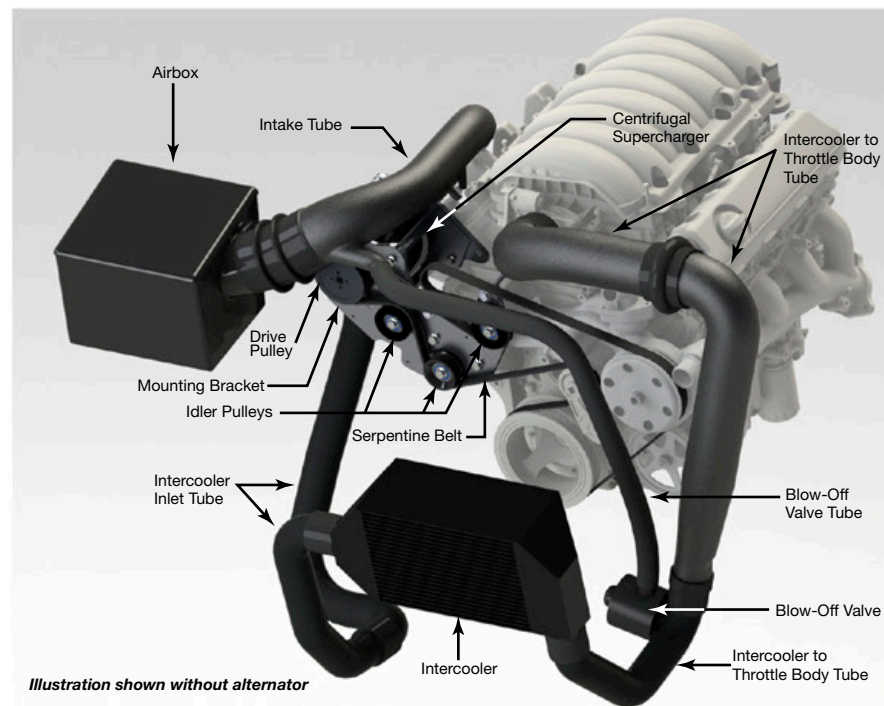
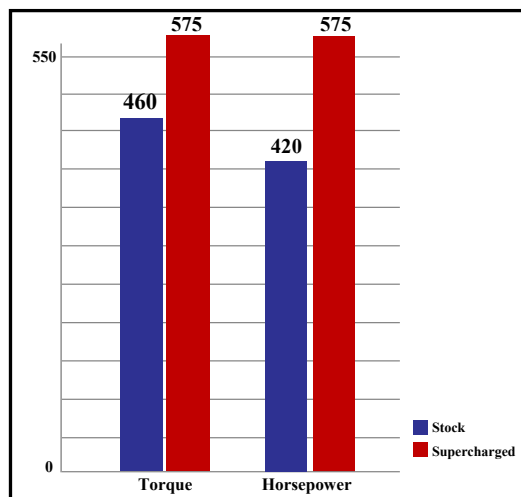
NEW SVE CENTRIFUGAL SUPERCHARGER

SVE Supercharger Benefits:

- Easy installation. No need to remove the stock intake manifold thereby maintaining great low-end torque.
- 50 state emission legal.
- Package includes all necessary installation hardware.
- Custom performance tune included.
- Installs in 4 hours or less.
- Quiet operation under boost and during normal driving.
- Included High-efficiency Air-to-Air intercooler requires NO wiring or additional coolant pumps.
- Lower intake air temperature provides increased overall HP and torque.
- Includes closed loop supercharger oiling system with cooler which is SEPARATE from engine oiling system, allowing the supercharger to remain cool and engine oil to remain unaffected.
- Produces 575 HP and 575 ft-lbs at the flywheel when installed on the 6.2L direct injection engine. Flywheel HP and torque comparisons between stock engine and SVE supercharged engine are shown below.
- Retains Displacement-On-Demand (DOD) feature to maximize fuel economy.



**SUPERCHARGED
FLYWHEEL HORSEPOWER and TORQUE (ft-lbs)
2015 6.2L GM SUV**

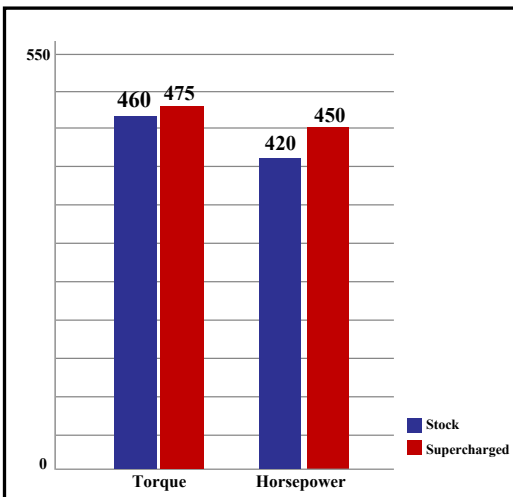




2015 SPORT EDITION 575 Horsepower Escalade shown with 2" Front/3" Rear Suspension Lowering Package (optional); Axle-back Dual/Dual Exhaust System w/Side-exit High-polished Stainless Steel Tips (standard); SPORT EDITION Door and Liftgate Badges (standard); SVE 22" 12-Spoke Chrome-finish Wheels with SE Center Caps (optional)

Up to **450 POWERPACKED HP** (naturally-aspirated)

POWERPACKED FLYWHEEL HORSEPOWER and TORQUE (ft-lbs) 2015 6.2L GM SUV



When it comes to Naturally Aspirated (NA) "Powerpacked" performance, we have over 25 years of experience, designing and manufacturing these systems. Our new NA system for GM's all-new 6.2L direct injection engine is no exception. It consists of our own cold air induction system and performance-optimized custom PCM tune.

We offer an optional suspension package for the SPORT EDITION Escalade that lowers the vehicle 2" in front and 3" in the rear for a more sporty look, with better handling and fuel economy compared to the stock ride height.



STOCK RIDE HEIGHT



WITH LOWERING PACKAGE

Shown with Axle-back Dual/Dual Exhaust System w/Side-exit High-polished Stainless Steel Tips (standard); SPORT EDITION Door Badges (standard); SVE 22" 12-Spoke Chrome-finish Wheels with SE Center Caps (optional)

SVE *Supercharged and Normally-Aspirated* Sport Edition Escalade Content

**575HP
SUPERCHARGED
6.2L V8**
Escalade/ESV, 2WD/4WD

**450HP
POWERPACKED
6.2L V8**
Escalade/ESV, 2WD/4WD

PERFORMANCE		
SVE High-Output Supercharger Assembly Including Custom Performance Tune and Cold-Air Induction System	S	–
Cold-Air Induction System	–	S
Custom Performance Tune	–	S
EXHAUST SYSTEM		
Axle-Back Stainless Steel Dual Exhaust System with Side Exit Dual Polished Tips	S	S
SUSPENSION		
Lowering Package includes 2" Front and 3" Rear Lowering Springs	O	O
APPEARANCE		
HP Designation Hood Cowl Badges	S	S
SPORT EDITION Door and Tailgate Badges	S	S
Body Color Painted Front Grille Accents	O	O
22" x 9" 12-Spoke Chrome Wheel w/SE Center Caps	O	O
INTERIOR		
SVE Dash Plaque (1) and Key Fobs (2)	S	S
SVE Logo Embroidered Premium Front Floor Mats	S	S
Sport Edition Logo Embroidered Front Seat Head Rests**	S	S
SVE Portfolio with Owner's Manual and Window Sticker	S	S
WARRANTY – Supercharged & Normally-Aspirated		
5 Year/70,000 Mile (112,000 Kilometer) Powertrain Component Warranty	S	S
3 Year/36,000 Mile (60,000 Kilometer) Non-Powertrain Component Warranty	S	S

* Painted parts only available on installations performed at SVE's Toms River, NJ facility. Parts are shipped unpainted for all "Horsepower+ In A Box" pallet packages.

** Headrest embroidery only available on installations performed at SVE's Toms River, NJ facility. Digital art supplied on flash drive for all "Horsepower+ In A Box" pallet packages.

2015 Specialty Vehicle Engineering. Printed in USA. Cadillac, Escalade and their respective logos, model names and model emblems are trademarks and/or service marks of General Motors Corporation, its subsidiaries, affiliates or licensors. We reserve the right to make changes at any time, without notice, to colors, materials, parts specifications, availability, and pricing.



www.specialtyvehicleengineering.com



(732) 240-3696 ext.173 • Fax (732) 341-6084